

# **COSWORTH VEGA**

## **OWNERS ASSOCIATION**

CVOA INC., P.O. BOX 5864, PITTSBURGH, PA 15209

(313)618-1821 CVOAPRESIDENT@HOTMAIL.COM

December 2024

4TH QUARTER 2024 ISSUE 155

## **2024 CVOA National Roundup Recap Cookeville, TN - Host Bill Lynch**



**Cosworth Vega Gas Tank  
Reproduction Update By: David  
Dempsey**

**Dan Rock and CV #3042 Earn  
the CVOA Heritage Gold  
Award**

**2025 CVOA National Roundup  
Detroit, MI August 15-17, 2025  
Woodward Dream Cruise Plans**

**Medium Saddle Metallic  
CVs by the Numbers**

# CVOA Executive Committee

**CVOA PRESIDENT - John J. Cowall**  
12372 Devoe St. Southgate, MI 48195  
313-618-1821 cvoapresident@hotmail.com

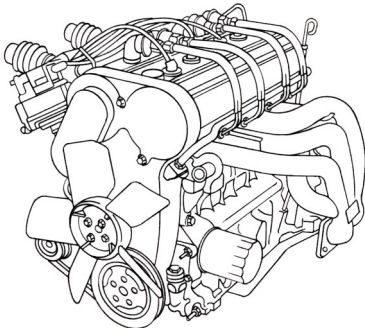
**CVOA VP of Membership and Finance**  
Mike Rupert  
147 Hiram St Pittsburgh, PA 15209  
412- 821-8429 cvoainc@aol.com

**CVOA VP of Merchandise - Shawn Parsons**  
4571 County Street 2750 Marlow, OK 73055  
580-641-2130 cos0046@yahoo.com

**Deadline for Submissions for 2025 Q1 Magazine is 1/24/2025. The Q1 Magazine is tentatively due out about 2/28/2025. Please submit all articles, ads, etc. to**  
**cvoapresident@hotmail.com**  
**Thank You,**  
**John J. Cowall**  
**CVOA National Magazine Editor (and President)**

# Table of Contents

- President’s Notes (Page 3)
- H-Body Regional Director Position Opening (Page 4-5)
- Volunteers Notice (Page 6)
- 2025 CVOA Annual Elections Announcement (Page 7)
- CV #3042 and Dan Rock Earn Heritage Gold Award (Page 8)
- CV #1225 Sells At Auction (Page 9)
- Medium Saddle Metallic By the Numbers (Page 10-11)
- 2024 CVOA National Roundup Recap (Page 12-18)
- 2024 CVOA Roundup Concours Event Results (Page 19)
- Tanks Inc. Gas Tank Re-pop Program Update (Page 20-22)
- Door Handle Insert Repop parts available (Page 23)
- 50th Anniversary for 1975 Cosworth Vega CVOA National Roundup Information (Page 24-26)
- 50th Anniversary CVOA National Roundup Registration Form (Page 27)
- CVOA Official Merchandise (Page 28)
- CVOA Regional Directors (Page 29)
- CVOA Vendors and Tech Advisors (Page 30)
- CVOA Members Parts Programs (Page 31-35)
- Back Cover (Page 36)



The Cosworth Vega Magazine is published quarterly by the Cosworth Vega Owners Association Inc., P.O. Box 5864, Pittsburgh, PA 15209. The subscription rate of \$50 per year or \$100 for 3 years paid through membership dues. The CVOA is a Delaware not-for-profit corporation. Opinions and comments made in columns in this publication do not necessarily reflect official positions of the CVOA, Officers, or Directors. In no event shall the CVOA be liable for incidental or consequential damages from reading this publication. CVOA is not responsible for any advertised product and or service. However, recurrence of complaints may result in denial of advertising space to individuals or entities. Send all correspondence to CVOA, P.O. Box 5864, Pittsburgh, PA 15209. Submissions of articles or letters grants the right to edit and publish. You may also e-mail to: cvoainc@aol.com

# CVOA President's Notes

## CVOA Q4 2024 President's Notes

Well it's time to put a bow on 2024 and look forward to 2025! 2024 was a great year for the CVOA. We saw 19 Cosworth Vegas and 8 H-Bodies attend the CVOA National Roundup. The last time we saw this type of participation was the 2017 Carlisle, PA Roundup! It is great to see this type of participation and eagerness for Members to attend the Events planned by the CVOA, whether Nationally, Regionally, or Locally! If you have not attended a CVOA Meet in a few years, well, 2025 is the year to make that New Years Resolution and attend! Across the country there were plenty of Cosworth Vegas getting out of their garages and into the views of the Public! I even had CV #3136 to a local show, #1000 to a different show, and we brought #0803 to yet a different show in the Detroit area! (JC definitely had to get #0803 out to stretch her legs!)

2025 is a very big year. This is the 50<sup>th</sup> Anniversary of the Production Cosworth Vega! The CVOA National Roundup will be held in Detroit, MI, the home of Chevrolet, the Motor City! I am the Roundup host (along with Paul Wicker, John F. Cowall, and my wife Lacy). See inside this National Magazine for Event Details. The Roundup will be held in conjunction with the Woodward Cream Cruise. This is a huge Car Culture Event, and brings in over a Million participants and spectators over the Dream Cruise Weekend. We have a hotel with plenty of parking. We have events planned Thursday through Sunday. There will be no shortage of excitement throughout the weekend.

I do hope many Owners of 1975 Cosworth Vegas bring them to this CVOA National Roundup. This is a Cannot Miss type of Event. You do not want to say, maybe next year. This is the Year. This is the 50<sup>th</sup> Anniversary. This is the Golden Anniversary! Bring your 1975 Cosworth Vega to the Woodward Dream Cruise! Do not worry if the car is not 100%! Bring it! You want to be a part of this Event, and you want your CV to be a part of the Event as well! (Ok, if you own a 76' CV, you can bring that! No prejudices!) I do hope and expect many new and old CVOA Members attend. Even if you cannot

bring a CV for whatever reason, I do hope you can attend the Roundup as well! This is a big milestone, 50!

The Woodward Dream Cruise is a Huge Event here in the Detroit area. Please book your hotel rooms as soon as possible. The hotel will fill up. We are located about 4 miles from where we will be parking during the Woodward Dream Cruise on Saturday. So we are very close to the action! This will be a great Roundup, do not miss it!

Lastly, if you are interested in any of the open positions for the CVOA, please contact me for more details. There are many great ways you can help the CVOA, some are more formal positions than others. I have made great friends over the years through my stewardship with the CVOA. Hopefully some of you will want that opportunity as well!

Thanks,

John J. Cowall

CVOA President



# CVOA H-Body Regional Director Open Position

Hello All,

I am sending this to see if you have any interest in fulfilling the Roles and Responsibilities of the H-Body Regional Director Position for the CVOA. Jack Hovick has requested to step down from the position.

I think there is great potential for the CVOA in regards to H-Body Membership and Participation with the CVOA. This was shown this year at the TN National Roundup. Having 8 non Cosworths participants is huge. And, after hosting a few CVOA Regional Roundups at the Detroit, MI Woodward Dream Cruise, I see a few other non Cosworth H-Body participants as well. It is just a matter of creating a cohesive message to relay to these Owners who may be seeking a larger community to be active with. And that is where the H-Body Regional Director can be a great asset for those Owners, being a point person for them to contact.

Unfortunately, the CVOA does not have a good way to trace who exactly is a "H-Body Owner". So, the "Region" name is more of a concept, than actual physical region. The position of H-Body Regional Director is best fulfilled by being both a ProActive and a Reactive Person. I will define that out a little more in the Basics of the Position below.

Here are some basics of the Position

1) Being a Dues paying Member of the CVOA. This a key component. All Staff of the CVOA are Dues paying Members. So, to fulfill the role, you need to be an active Member

2) ProActive Roles, some of roles require a Regional Director to be ProActive. Reaching out on your own, contacting potential Members. Spreading the Word of the benefits of the CVOA and highlighting how the CVOA can enhance a H-Body Owner's ownership.

-Some ways to do this is

- Identifying potential new members. Contacting them, whether through email, phone, social media posts etc.

- Letting Potential members know how the CVOA can help. There is a lot of experience in the CVOA. Technical support, local CVOA members to the potential member to get in contact with, meet up, help with advice on getting a car back on the road, if there are issues. Many Cosworth Owners have owned other H-Bodies in their

# CVOA H-Body Regional Director Open Position Cont.

time, and can be of real assistance.

-Letting potential members know their are Regional or National Meets happening in their area. This could be quite simply reaching out to the Facebook Groups and announcing the Events are happening

-This is NOT a recruitment role. The CVOA is not about "We need so many members, etc." It is about educating and being a lifeline for Cosworth Vegas and H-Bodies to provide help, guidance, and support when a Member needs it. All that is asked of the H-body Regional Director Role in this regard is to let potential Members know the Club is there when someone needs us

3) Reactive Roles. This is best described as when someone reaches out to you. Has questions.

-You do not need to be an Authority on All things H-Body. (It helps to know quite a bit, but you do not need it to fulfill the role) You just need to know how and where to direct someone when a question comes up. You will not know all of the answers! That is why you are Point Person. They reach out to you, you help them find the person who can best answer their questions. This is mainly a technical support type of answer help for a potential member.

-Another way to be reactive is when a potential member reaches out and wants to meet up with other Members. Then, you put them in contact with local owners near them. Using the CVOA Member Search function is a phenomenal tool for this. Getting Owners together helps keep all owners active.

4) Being a Director for the CVOA

-This part of the director role is pretty easy. You stay in contact with other Regional Directors. Emails, facebook, Instagram, whatever. You are a factor as a leader of the CVOA. You could write a yearly article for the CVOA Magazine. Or a quarterly article. (Writing articles doesn't have to be extravagant! It can literally be a 3 sentence, I met up with so and so. We had lunch at .. And we chatted about my latest project. and then 1 or 2 photos of that meet up!)

-Or, you just answer questions when asked!

Please let me know if you are interested. Just let myself know, or contact Mike Rupert at [cvoainc@aol.com](mailto:cvoainc@aol.com) or Shawn Parsons at [cos0046@yahoo.com](mailto:cos0046@yahoo.com)

Thank You,

John J. Cowall CVOA President [buddyleejc2@hotmail.com](mailto:buddyleejc2@hotmail.com)

# CVOA Volunteers Notice

Hello Fellow CVOA Members

We have had quite a few new faces join the CVOA In the past few years. I wanted to touch on a subject that most of the new Members, and maybe some of the longer term Members, may not realize. The CVOA is run by Volunteers. The Executive Council, the Regional Directors, Tech Advisors, and other support staff for the CVOA all are dues paying Members, just like you. We do these roles for the Club because we believe in what the Club stands for, and want to see the Cosworth Vega Community continue. We do not draw a salary from the Club, nor do we get paid by the Club in any way for participation in these roles. We all have careers, family, and other obligations that at times may take up our time and be more pressing at that moment than the needs of the CVOA. So we have to prioritize when and how we can serve the Club. Some of have worked out systems to balance these work loads. Believe me, we enjoy the interaction, meeting new and re-connecting with existing Members through our roles. We have fostered relationships that expand through the Club. That is why we do what we do.

However, that may mean at times, you may not get the complete attention you feel you deserve. You may not get your part you ordered from the Club as quickly as you would like. You may not get an immediate response when you re-new your Membership. The CVOA Quarterly Magazine may be later than you would like. We ask that you Please be patient with us. We are doing the best we can with the resources we have at our disposal to help you.

I know the frustration of not getting a part on time. I know the irritation of not being able to log in to a website. I know the angst of getting a part and it doesn't work new out of the box. But be patient with the Leaders of the Club. We are people too, and have our lives that we need attend to as well as you do.

If you encounter an issue, we ask that you contact us directly (the Executive Council, the Support Staff, the Regional Directors). And, we will respond and help you out as best we can. Please be patient, we will respond. It may take us a day or three before we respond, but we will get back to you! We have plenty of avenues to reach us, Facebook Messenger Messages, text Messages, phone calls, emails. You may even find the text or message you send is "Read". Please do not be frustrated when we do not respond right away. We will address your needs, it just may take a few days or a couple weeks.

We are volunteers. One of the hardest things to encounter is a negative response to our actions. It can lead to a desire to not want to be engaged or fill a role for the Club. Please, be kind and patient. We will help out as best we can.

(I have definitely been guilty of this myself. Being impatient, feeling like I was being ignored. I may not have responded in the right way. Now, being on the other side of the conversation, I realize my mistake. I hope that all of you can have patience with your CVOA Support Staff. They are here to make sure you can enjoy your CV for years to come.)

Thank You,

John J. Cowall

CVOA President

# CVOA Officials Election for 2025

## Year 1 of 3 Year Rotation Elections Cycle

### 2025 Ballot Positions

#### CVOA President

- No Current Entries

#### Northeast Regional Director

- Mark Nizer, Incumbent

- No Challenger Currently

#### Western Regional Director

- Bryan Pridmore, Incumbent
- No Challenger Currently

Elections will be held online through Survey Monkey. The link will be posted in the forums section of the CVOA Website, and also through the Facebook Group, Official CVOA Facebook Page. Elections will be held during the month of May.

If you are interested in submitting your name for any of these positions, please contact John J. Cowall at [buddyleejc2@hotmail.com](mailto:buddyleejc2@hotmail.com) or Mike Rupert at [cvoainc@aol.com](mailto:cvoainc@aol.com)

Please submit your name for entry for any of these positions by March 31st

# CV #3042 Heritage Gold Award Winner 98.3%


## Owner, Dan Rock from Wilmington, NC

Dan Rock from Wilmington, NC brought CV #3042 to the Cookeville, TN 2024 National Round-up to be judged for the Heritage Gold Award. Dan is a Second Generation CV owner. His father is Mark Rock, a Hall of Fame CVOA Member! The expectations for CV #3042 were high. The car was a former People's Choice Award Winner at the 1986 New Bedford, MA CVOA National Roundup. The Rock family acquired the car over 10 years ago. They have been steadily bringing #3042 back to roadworthiness. (The car did make it to the 2019 CVOA Roundup in Leesburg, VA.) Dan and his family have done an exceptional job. CV #3042 earned its 98.3% Heritage Gold Award. This a stunning example of a Cosworth Vega. The car is well documented, and even the parts that were removed (like the original alternator) were on hand for the judging! Thank You Dan for bringing such an amazing CV to a National Roundup!





# CV #1225 Sold On Auto Hunter Auction Website



## 33K-MILE 1975 CHEVROLET COSWORTH VEGA

**WINNING BID: \$22,000 (USD)**

**END DATE: 11/12/2024, 01:09 PM  
EST**

**LOCATION:** Orwigsburg, Pennsylvania 17961

### OVERVIEW (Ad For Auction)

This 1975 Chevrolet Cosworth Vega is powered by a 122ci twin-cam inline-four mated to a four-speed manual transmission. Finished in black with a gold stripe over a black vinyl interior, this vehicle is now offered by the selling dealer with the original window sticker and a clear title.

### Highlights

- 33,193 original miles
- Serial #1225 Cosworth Vega
- Original paint

Ownership History   Offered by a dealer   Current location: Pennsylvania



# Medium Saddle Metallic CVs By the Numbers

Medium Saddle Metallic CVs “By the Numbers” (Body Paint Code 67)

Medium Saddle Metallic CVs are believed to be the 2nd rarest color in the CV world. According to the CVOA Registry, we have been able to track 23 CVs in the Medium Saddle Metallic exterior color. It is believed that approximately 600-650 Cosworth Vegas were produced in a color other than Black, in the 1976 year. According to the CVOA Registry, we have tracked approximately 440 total colored CVs. We have tracked a total of 2544 CVs, which is 72.5% of all CVs produced. (yes, there may be a couple discrepancies in all of the Registry, but, by and large, the Registry is pretty accurate). By these numbers, approx. 32 CVs are believed to have been produced in this Medium Saddle Metallic Color.

Here is a break down of Saddle CVs by Interior colors. (as Currently Documented with the CVOA Registry)

Black Vinyl – 1

Black Cloth – 0

Buckskin Vinyl - 17

Buckskin Cloth – 4

Unidentified – 1

The first known Medium Saddle Metallic CV according to the records and Registry of the CVOA is #2664. #2664 current status is unknown, it is believed to have been owned by Maurice Schecter. a long time CVOA Member. back in the early 80's. The last CV ever produced was a Medium Saddle Metallic color, CV #3522. #3522 is still alive, and was last at a CVOA National Roundup back in 2006, the Canton, OH Roundup. Most Medium Saddle Metallic CVs were used and used up in regards to still being around today. As of right now, we know of 4 that are for sure RIP, with another 4 that would take extensive work to bring back to life, basically parts cars. That's a third of the total numbers we have on these cars! We have 7 Medium Saddle Metallic cars that are currently listed as “unknown” meaning we do not know who the current owner is or where the car is based on the Registry. So, needless to say, this color CV is a rare bird to see out in the wild!

So, lets explore a few examples of known Medium Saddle Metallic CVs...

CV #3204 Currently owned by Bryan Pridmore of Murietta, CA.

Bryan Picked the car up about 3 years or so ago, and has been slowly getting her back roadworthy. The car spend many years in a storage unit in CA!.

Bryan recently got the engine back running, after solving a power draw issue that was driving him crazy!

The car is a 5 speed, and is originally tan vinyl interior. A previous owner had dark brown cloth seat inserts put on the front and rear seats. Obviously for the comfort in the Southern Los Angeles, CA heat!

Hope to hear Bryan keeps this one running for a long time!




# Medium Saddle Metallic CVs By the Numbers Cont.

CV #3177 Currently owned by Chris Fetter from Baltimore, MD.

Chris picked up CV #3177 about 6-7 years ago, and put the car through a restoration. He brought the car to the 2024 CVOA National Roundup in Cookeville, TN.

#3177 has a storied past. The car was owned by Ron Miller back in the 80's. He had a multiport Nitrous Oxide Kit installed on the car. Ron Miller brought the car to the CVOA National Roundup in 1989 and showed off the car. Many in the CV world were blown away by the car. It is the only known CV To have NOS installed on it! The stories of the performance of the car and drag racing new Porsches in its day are legendary!

Chris Fetter has chosen to restore the car back to the way Ron Miller had it. (With a few custom touches of his own!) It is a beautiful car, and Chris raved about the car's performance!



CV #3522 Current Owner Rodney Farmer in Peninsula, OH

CV #3522 is not only the last CV in Medium Saddle Metallic produced, it is the very last CV ever produced. This car has spent its entire life the Midwest. The car has not always had the best taken care of her. She currently needs some radiator core support repair, as of last reporting according to the Registry and records of the CVOA. This car was last seen by the CVOA at large at the 2006 CVOA Roundup in Canton, OH. Interesting note, this was the only time CV #0001 and CV #3522 were ever at the same event at the same time! The first and the last CVs! Hopefully Rodney will keep CV #3522 up and running, a true piece of CV History, being the last ever!



# 2024 CVOA Roundup Recap

D



CVOA National Roundup Re-Cap Sept. 19-22 2024

Foreword By John J. Cowall

Every CVOA Roundup takes on its unique spin to the Cosworth Vega Car Culture and its owners. Its unique blend of personalities, tastes, opinions, and location throughout the US. This year was no different! We had a lot of interesting spins on what defines the CVOA, the cars, and the people in the Club.

For starters, this is the First CVOA National Roundup where the Host and Co-Host do not own a Cosworth Vega! Bill Lynch and Kevin Singleton (along with their families!) were the hosts. Bill owns 4 Monzas, and Kevin had 3 Pontiac Sunbirds. For them to not only be a part of the CVOA, but put on a Roundup is terrific, and they did a remarkable job!

Another fascinating take away from this Roundup. This is the first CVOA Roundup where 4 Colored CVs in the Firethorn color were together at one time! We have 2, and even 3 at a Roundup in the past, but never 4! Zach Strait brought CV #3054, Dan Rock brought CV #3042, David Dempsey brought #3493, and Jay Hovick brought #3144.

We also had a CVOA Heritage Gold Award Winner. Dan Rock earned the Top Award with CV #3042. This car was beautiful to examine along with the other Heritage Judges. Thank you Dan and the Rock family at large in getting this car to gleam at the Roundup! That's a huge honor to have that car in such a great state!

Thursday Sept 19  
By Byron Burnham

On the road to the CVOA Roundup in Cookeville TN. I Met up with Jay Hovick on the road and headed to the hotel in Cookeville on Thursday (Two day trip!). We Got to the hotel with no issues. Jay setup his trailer, unloaded his CV and I unloaded my car into the parking lot of the hotel.

And yet again it was like a family reunion. Meeting and Greeting friends from the club along with meeting new friends! One of the Best Parts of a CVOA National Roundup, seeing old club members as in Bob Chin who I haven't seen for many years! All day and into the Evening new and old CV Members continued to arrive at the hotel.

For me, seeing something that hasn't happened in a long time, seeing so many H bodies other than CV showing up in the parking lot. We ended up with 8 Non Cosworth Vega H bodies, that's awesome.

Thursday night we all gathered at the hotel for checking in and getting the run down for the weekend.

Friday September 20

By Jack Hovick

Lane's Museum, Cooter's Garage, Heritage Gold Judging, Etc.

Friday found us visiting the Lane Motor Museum, Cooter's Garage and the Willie Nelson Museum, all located in Nashville, Tennessee.

The Lane is famous for housing the largest collection of European automotive items in the United States. The collection also features many micro cars and some very unique aircraft inspired automotive pieces including a propeller driven "car" which was demonstrated in operation by a museum staff member. Needless to say most of the collection is items you normally don't see at your standard local car show and likely not at all. Most of the collection requires one to read the signage to even have a clue of what many of them are. The collection also includes some flying machines that hang from the ceiling so there are things to see in nearly every direction. The museum is housed in a building that once was a bread factory that has been converted to its current use. Like many museums the Lane has as many or more items in storage than are on display which is kind of hard to imagine, but a look in the windows of the lower level proved that to be true.

The Willie Nelson museum is exactly what you would expect and documents his extraordinary career and is

## 2024 CVOA Roundup Recap Cont

full of memorabilia and artifacts related to him. The tour guide made the museum come to life largely through his attire and talent to play selections of Willie's famous songs at appropriate points in the tour. I personally had doubts that I would enjoy that stop but was pleasantly surprised at the things I learned that I did not know about him.

Cooter's Garage pays homage to the Dukes of Hazard which was a popular TV show from 1979 to 1985 and as the name implies is the brainchild of the character Cooter, the mechanic on the show. Daisy Dukes, cars, trucks and Dukes collectibles of every stripe were on display and items also for sale. Cooter was not present, but that would have been a hoot.

The day's activities were topped off with the Heritage judging of one of the finest examples of a Firethorn Cosworth Vega we have seen. It was kind of fun to be a part of it from the other side and getting to see someone else experience the pressure of being judged to such a high level. And Congrats to Dan on both the effort put into the preparation of the car and the Heritage Gold achieved.

Following the Heritage judging the evening was filled with CV and H-body owners collectively inventing/solving all manner of the world's problems and maybe causing a few new ones. Here's to 2025 when we will try again.

Saturday September 21

By John J. Cowall

Started early on a big day for the Roundup. The group started lining up about 7 or 8 am and headed out to a local Cars and Coffee in Cookeville. Not too far from the Roundup Hotel. We pretty much over took the entire show. We definitely outnumbered the rest of the participants! We ended up with 28 Cosworths in attendance with the Roundup and 8 other H-Bodies. Pretty awesome turnout.

After the Cars and Coffee it was time to head out to Lebanon Fairgrounds for the "Redneck Rumble" Car show. It was about a 45-60 minute drive there. As we all started to arrive, we had our own section of the show, for all of the Cosworths and H-Bodies. We lined up our cars, got them ready to be shown, polishing, wiping

down the road dirt, setting up items for display, etc.

The show itself is massive. Just about every type of hot rod, custom, truck, muscle car, and so many other types of things were there to be seen. Just so much to see! I do not think I even got to see half of the show with my time there!

As every one was checking out the Show, I got the Judges together who would help out in judging the cars for the Official CVOA National Roundup Concours Event. This is the chance for every CV owner to show their car, and see how it stacks up to other CVs across the country! Getting an award in this Event is downright tough! (I honestly thought I had a chance for at least second place with CV #1000! But, I ended up in 4<sup>th</sup> place in the Custom class, out of 4 entries! Looks like I have some work to do?!) Anyway, judging took a couple hours. One of the most rewarding, yet extremely difficult tasks, I do almost each year is run the Concours Event. Its rewarding to really examine some of the nicest CVs in existence. But, its difficult to pick apart someone's pride and joy. Some of you owners spend untold hours and money keeping your CV at its pinnacle. To try and find a flaw and identify it to the owner can be a tough thing! For the most part, judging wasn't too bad.

While I was judging, two Members were doing Video Interviews and Recaps. Zach Straits was on Facebook Live, and interviewed every owner about their car, their journey, and why they had brought their CV and H-Body! Definitely check out Zach's Facebook Live Videos. They are very enlightening, and even some parts are educational! Go to Facebook and the Cosworth Vega Owners Association Official Members Facebook Group. Search Zach Straits in the search field and you can scroll down and see his videos.

We also had Kevin Singleton, the CVOA 2024 Unofficial Roundup Co-Host! Doing his own video blogs of the weekend events. Kevin was posting his videos on Youtube.com. Definitely check him out, go to youtube.com and search his name. Or, you can go to Facebook.com. Search 2024 CVOA Roundup, and all of his videos are on there. His perspective is really interesting since he is not a Cosworth Vega owner, he has a few Pontiac H-Bodies!

After judging was over, we took the great picture of all of the participants of the Roundup. Such an awesome

# 2024 CVOA Roundup Recap Cont PICS



# 2024 CVOA Roundup Recap Cont PICS



# CVOA Roundup 2024 Pictures





# CVOA Roundup 2024 Pictures



# 2024 CVOA Roundup Recap Cont

picture. OK, so, Bill Lynch asked for everyone to wear their CVOA Roundup shirts to the Redneck Rumble. And, I completely flaked out, forgot he asked it, and ended up at the Redneck Rumble in just a regular T-Shirt. So, yup, there's always one person who just will not listen to instructions... I guess that's me...

We then headed back to the hotel. And, sure enough, a huge traffic jam. It took about 3 times as long as it should have! After everyone got back to the hotel, people started heading out to dinner. The Group I was with was very entertaining! It was awesome to catch up with old friends and new ones during dinner!

After dinner I stayed back at the hotel and spent time catching up with a few other Members who stayed back, but most of the group headed out to the Drive In theater. Bill Lynch set up a surprise. Bring your CV to the Drive in and watch Smokey and The Bandit on the big Screen. From the pics and everyone's reactions as they got back to the hotel, it was a phenomenal event.

Sunday September 22

By Jan Orbin

It was a beautiful day to go on a cruise. We started the day by hanging out in the parking lot of the hotel. We had a good time interacting with each other again. Then we all lined up to start our cruise with specific spots to stop and view.

We left the hotel parking lot in Cookeville. Bill Lynch led the way, but we all had a detailed map to follow in case we got separated. Thanks to Kevin Singleton for creating the map and the detailed stop by stop itinerary.

Our first stop was a scenic overlook. We could see Center Hill Lake in the near distance, which was beautiful. Bill then kicked up the speed. It allowed all of us to experience the true feel of the Cosworth and the other H-Body's, as we traversed along the country roads. The higher speed ride ended at US Center Hill Dam. All of the cars lined up in the parking lot as we got out and enjoyed the views of the dam. The dam created Center Hill Lake. The close up view of the lake was also very pretty, quiet, and relaxing.

Our next stop was the cute little town of Granville locat-

ed on the Cordell Hall Reservoir. Although none of the stores or museums were open on Sunday, the owner of a fabric store was kind enough to open her store for us. She also had snacks and beverages for purchase. We all had leisure time to walk the quaint streets of the town. It was fun to see the outside of the Mayberry Town Museum, the I Love Lucy shop, along with the other cute shops that would have been fun to visit.

We left the town and went to Bill's house and shop. Bill did a fabulous job of making us all feel welcome. We were able to enjoy The Meltones that played before we ate dinner. The dinner was catered by Smoking Barrels BBQ, and the food was very good. Then came the awards presentation and the raffles of quite a bit of Vega parts and accessories and memorabilia from the round up. There was even time to use Ron Orbin's blue box to troubleshoot the electronics of Ken Ray's Cosworth engine.

Bill Lynch did a fabulous job of organizing this round up. All of the planned events were well thought out and very enjoyable. The accommodations were also well planned, including the accommodations for the people who came in motorhomes. Thank you to Bill and his wife who obviously put a tremendous amount of time in making this roundup so successful. It was great to be able to get together and enjoy each other's company once again in a different part of the country. It will be nice to all get together in Michigan next year!



# 2024 CVOA Roundup Concours Event

## 2024 CVOA Concours Event Results Cosworth Vegas

### CV Stock

- 1<sup>st</sup> Place - CV #2994, Ken Ferrari
- 2<sup>nd</sup> Place – CV #2064 Bob Marks
- 3<sup>rd</sup> Place – CV #0958 Dean Farmer
- 4<sup>th</sup> Place – CV #3054 Zach Straits
- 5<sup>th</sup> Place – CV #3387 Mark Rock
- 6<sup>th</sup> Place – CV #0249 Dave McGill

### CV Modified

- 1<sup>st</sup> Place – CV #3493 Cathie Dempsey
- 2<sup>nd</sup> Place – CV #3434 Ron Orbin
- 3<sup>rd</sup> Place – CV #0576 Ken Ray
- 4<sup>th</sup> Place – CV #0046 Shawn Parsons
- 5<sup>th</sup> Place – CV #0233 Kyle Pezold
- 6<sup>th</sup> Place – CV #0742 Mark Rock
- 7<sup>th</sup> Place – CV #0727 Paul White

### CV Custom

- 1<sup>st</sup> Place – CV #0756 Byron Burnham
- 2<sup>nd</sup> Place- CV #0755 Tim Seman
- 3<sup>rd</sup> Place – CV #3177 Craig Fetter
- 4<sup>th</sup> Place – CV #1000 John J. Cowall

(Not Judged, CV #3144, Jay Hovick)

### Heritage Gold Award

CV #3042 Dan Rock - 98.3 %

## 2024 CVOA Concours Event Results H-Body

### H-Body Stock Class

- 1<sup>st</sup> Place- 75’ Monza Town Coupe Jack Hovick
- 2<sup>nd</sup> Place- 72’ Vega Wagon Dick Bradach
- 3<sup>rd</sup> Place- 80’ Monza Dan Hortsman
- 4<sup>th</sup> Place- 78’ Monza Bill Lynch
- 5<sup>th</sup> Place- 80’ Sunbird Kevin Singleton

### H-Body Modified Class

- 1<sup>st</sup> Place- 78’ Sunbird Brad Stone
- 2<sup>nd</sup> Place- 75’ Monza John Tabb
- 3<sup>rd</sup> Place- 76’ Astre Jerry Boger



# Gas Tank Program Update



Here is where we stand on the OEM Gas Tank Re-pop Program.

Tanks Inc. is the company who making these re-pop tanks for the CVOA. They are based in Monticello, IA, their phone number is 319-465-3522. Here is some information about them. "For over 30 years we have offered a variety of polyethylene, stainless steel, mild steel and alloy coated steel gas tanks for street rods, muscle cars & classic trucks. We also specialize converting your vehicle to fuel injection. If you are ready to make the jump to EFI for your hot rod or pro touring car we probably have a solution for you. Gas tanks and fuel pumps are not all that we offer, we also have fuel senders and tank accessories to complete your project." Taken from their Website, [www.tanksinc.com](http://www.tanksinc.com).



Sample Tank on the Left, NOS Tank on the Right

As of right now our gas tanks are getting stamped out. We made great head ways on getting these things reproduced. We should feel very fortunate having these tanks It was not an easy battle to get this done. It took multiple attempts then they told me they would get back

with me. Well, a couple months went by and I got a surprising email from them. They said they would consider stamping out some Cosworth Vega tanks. The catch was they only wanted to stamp out one stamping of these tanks. The tank they had in mind was what they call a EFI tank that takes a drop in fuel pump for the V8 guys. Basically, the top half of the tank has a different stamping from the OEM tank.



Sample Tank on the Left, NOS Tank on the Right

It was important for us if they were going to stamp out tanks to be able to stamp out a tank that would work with our OEM fuel pump, sending unit, and with the tray in the bottom of the tank for the fuel injection. A couple weeks went by and we came to an agreement they would do two stampings on these tanks, a OEM tank for the Cosworth Vega and a EFI tank for a drop-in fuel pump. To make this program work we would need to come up with 50 prepaid orders in a 3-month span with half the money up front then the other half after completion.

A few days before the deadline we were falling short on the 50 prepaid orders. I put so much time and effort in this program and we were struggling to get 50 prepaid orders. If it wasn't for the CVOA stepping up by picking up the slack and ordering the extra needed tanks to get us to 50 prepaid orders this program would have been dead. And, more than likely, it would not come back around getting gas tanks made for our cars. I want to personally thank everyone that participated in this program. I feel like this will be a one-time run on these tanks as it will take another minimum order to get any

# Gas Tank Program Update Cont.

more stamped out. Tanks Inc. plans on stamping out a few extra tanks 10? over the order they have but no plans on stocking these tanks in hopes they sell the surplus of stock.



Test Fit of Original Sample. Tray was not positioned right. This is why you test fit! (Been Corrected!)

If you're thinking about getting a tank I would act quickly and contact Tanks Inc to place an order while they are stamping them out. The CVOA is buying a few tanks for the Stock in the CVOA Parts program, but that will be a limited quantity, once they sell out, they are gone!



Test Fit of Original Sample. Identified corner and edges not bent down enough.. This is why you test fit! (Been Corrected!)

As far as when you can expect a tank. Expect around the beginning of April maybe slightly earlier. We struggled to get 50 prepaid orders but once the word got out this is a real deal and it was going to happen we managed to get 100 plus orders. It's going to take a little time to stamp that many tanks out. The tanks are being produced overseas. Then box them up and get them billed and shipped out will take some time too. I appreciate everybody's patience on this as I know it has been a long road.

In the meantime I've been working with Clyde Biagi on getting gas tank installation kits made for our tanks. He's been making them for the Monza tanks for a while so making them for the Cosworth Vega tank wasn't too big of a deal for him. He puts together a nice kit that I highly recommend you get when installing these tanks.

The kit includes 4 insulators 2 of them go on the bottom for the straps and the other 2 sit on top of the tank so the tank does not rub on the body. Also comes with a 4" vapor hose a 4" low pressure fuel return hose and a 4" EFI high pressure feed hose along with the rubber fuel hose plus all clamps. He's also including the two bolts and nuts that secure the straps to the car. He's asking \$74.95 for the kit \$10 shipping. You can contact Clyde Biagi directly through Facebook If you're interested in a kit. Or email him at [cjbiagi@yahoo.com](mailto:cjbiagi@yahoo.com) . Let him know you are with the CVOA!



Clyde Biagi Gas Tank Strap Kit. Excellent Product!

# Gas Tank Program Update Cont.

The price of the gas tank is \$415 with shipping plus any applicable taxes You can call Tanks Inc directly at 319-270-1301 if you want to try and get in on this run of gas tanks!



Test Fit of Second Sample Tanks with Clyde Biagi Gas Tank Strap Kit.

In October, the first test sample tank from Tanks Inc was sent to me to test fit. There were a few issues, and I let Justin know at Tanks Inc exactly what was wrong. The tray inside the tank was off by a few inches, so the float was hitting the edge. That needed to be repositioned.



Test Fit of Second Sample Tank. Re-positioned in tank baffle in correct placement.

Also, one of the corners and one of the edges was not bent down enough to clear the body and the exhaust correctly. I took pictures, used colored tape to highlight the outside area issues, and sent that on to Justin at Tanks Inc to correct it.

I got a email from Justin in November at Tanks Inc. He got a new sample tank stamped out for me with the improvements I asked for. The original first stamped tank I got actually fit okay I was just concerned about a couple areas being a little tighter than I liked didn't want anybody to have any issues with fit on their particular car. He had those areas bent down more for clearance. He also has the tray repositioned where it won't interfere with the float. We were off 1" 7/8 so we should be good there now.

Got the second tank mount in the car and we're making good headways on clearance issues. Actually the tank fits perfect just concerned about one more area that other people may have an issue with. The left front corner flange I had tanks bend it down as much as they could and it did help but I still don't like that corner. To me it sticks out too far and some people might have an issue with it touching the muffler. It fits ok on two of my cars but I like to see more clearance between that flange and muffler. What Tanks is going to do for me they're going to cut that point off that corner.


So, we have a go on the Sample Tank, and the re-pop program is a Go!

Thank You!  
David Dempsey



# Door Handle Color Inserts

My Account Login 0



[Home Page](#) [Help](#) [Contact Us](#) [Order Status](#)

Search...

Home > Decals, Stencils, & Stickers >

### Categories

- Accelerator Linkage +
- Air Cleaner Components +
- Alternator, Regulator, & Starter +
- Audio-Radio Components +
- Brake Components +
- Bumpers +
- Consoles +
- Convertible & Vinyl Tops +
- Custom Parts +
- Dash +
- Decals, Stencils, & Stickers +



## 1970 - 1975 Camaro Door Handle Decal Insert Set, Color Choice, Pair

★★★★★ 1 Review

Our Price: \$11.94

PART NUMBER: STN-2292

Choose A Color

Color\*:

Please Select Your Color Choice

## 1970 - 1975 Camaro Door Handle Decal Insert Set, Color Choice, Pair

New outer door handle insert tape stripe decals for your 70 - 75 Camaro. OE style colors and shades, ones shown are just for reference. These are super easy to install. Peel and stick just like GM did from the factory. Please don't forget to choose your desired color option.

\*\*\*Please Note ~ If the decals you receive are a little long, just trim to fit. Some model outer door handles have a shorter left to right distance than others.

**\*Over the years many cars have had a complete door or outer door handle replaced. From the factory 1970 - 1975 model Camaro's had a slightly wider outer door handle than 1976 - 1981 models.**

\*From the factory 1970 - 1975 Camaro outer door handles measure 6 and 1/4 inches wide

\*From the factory 1976 - 1981 Camaro outer door handles measure 5 and 1/2 inches wide

**PART NUMBER: STN-2292**

Jack Hovick Identified this part on a Camaro Forum. Go to [www.camarocentral.com](http://www.camarocentral.com) to purchase this item. The size used for Cosworth Vegas can be either size. Please measure your door handle for the correct measurement. There was a running change between 75' and 76' for the door handle size.

# 2025 CVOA National Roundup Detroit, MI

## Woodward Dream Cruise Weekend Aug 15-17

Welcome to the 2025 CVOA National Roundup!

This is the 50<sup>th</sup> Anniversary of the Chevrolet Cosworth Vega. We will be doing our best as Roundup Hosts to entertain you to the Motor City, Detroit, Michigan from Thursday August 16<sup>th</sup> through Sunday August 19<sup>th</sup>. We are, John J. Cowall, John F. Cowall, and Paul Wicker. Detroit is where the Cosworth Vega was dreamed up by Chevrolet executives. And it is fitting we are here for the 50<sup>th</sup> Anniversary.

We have great Events planned each day, to really give you an Overload of the Car Culture that is the Metro Detroit Area. Starting on Thursday we visit the Lingenfelter Performance Collection. Lingenfelter grew out of tuning and upgrading Corvettes, and is now an international brand know for GM Performance. From there, on Friday, we head to the M1 Concourse. This is a unique experience. It is a bonafide Racetrack with car condos! We will be attending a huge Car Show held within and on the Racetrack itself.

Oh, and did I mention this the Woodward Dream Cruise Weekend? I didn't? Well, it is. On Saturday, The CVOA will be participating for the 12<sup>th</sup> straight year of meeting on Woodward for the Dream Cruise. This will be the first National Roundup on Woodward for the Dream Cruise weekend, so we Parade as a Club, in front of the whole Car Culture World, who we are!

When Sunday rolls around, you are in for a treat. We will go as a Club to the Greenfield Village. This is a concept founded by THE Henry Ford. He literally bought buildings, shops, culturally significant places, and moved them her to this one location. You can visit Glass blowing shop, take a ride in a Model T, and possibly take in a Baseball Game that is run with 1860's era rules! (And so much more!) We will round off the Roundup with our Annual Award Banquet (place to be determined...)

Whew! So, its an action packed weekend.

Did I mention that this is the 50<sup>th</sup> Anniversary of the Cosworth Vega? If you ever are going to be motivated to drag your CV out of the garage, air up the tires in your trailer, or shine the ever living daylights out of your CV and show it off to the World, and your fellow CV owner, this is the year to do it!

Bring out your CVs! We should get one of the largest turnouts of CVs to National Roundup ever. This is the 50<sup>th</sup> Anniversary of the 1975 Chevrolet Cosworth Vega. This is the year, the Golden Anniversary! Show up and Show Out!

The tentative Itinerary is a here. The Hotel Information is here in this Magazine. BOOK EARLY!!!! We are 4 miles from the Heart of the Woodward Dream Cruise. This hotel will book up. So, BOOK AS SOON AS YOU CAN!!! The Registration Form is here. Get that sent in with your Registration Fee.

I am working on Roundup Hats, Yeti Style hot/ cold cups, T-shirts, Polo shirts, and more that will have the Chevrolet Cosworth Vega 50<sup>th</sup> Anniversary Logo on them as forever Memories of this Amazing Weekend.


I hope you ALL can attend!

See you soon,

John J. Cowall

CVOA President and Roundup Host!

CVOA NATIONAL MAGAZINE





## Dream Cruise Weekend 2025 Itinerary

### Thursday

- 1:00 pm – 4:00 pm – Lingenfelter Performance Engineering Garage Museum  
7819 Brighton, MI 48116
- 4:00 pm – 6:00 pm – Early Arrivals Meet at CVOA Roundup Hotel  
Holiday Inn Express Detroit, North (Troy, MI)
- 6:00 pm – 7:00 pm – Gift Bag/ Swag Bag/ Registration Check In  
Lobby of the Holiday Inn
- 7:00 pm - ? – Dinner on your Own

### Friday

- 9:00 am to 11:00 am- Rallye Part 1 to M1 Concourse Event  
M1 Concourse  
1 Concourse Dr. Pontiac, MI 48341
- 11:00 am to 5:00 pm- M1 Concourse Event  
Lunch On your Own at the Show
- 5:00 pm to 6:00 pm – Back to Hotel or ?
- 6:00 pm - ? Possible Evening Event TBD  
Or, Cruise Woodward on Friday Night on your Own  
Dinner on your Own

### Saturday

- 8:30 am to 9:00 am- Parade from CVOA Roundup Hotel to Woodward Dream Cruise Lot  
Flagstar Bank Parking Lot  
28653 Woodward Ave.  
Berkley, MI 48072
- 9:00 am to 3:00 pm- Woodward Dream Cruise Sight Seeing
- 10:00 am to noon CVOA Concours Event
- Noon- 1:30 pm Catered Lunch on site
- 3:00 pm to 5:00 pm – Woodward Dream Cruise Parade of Cosworth Vegas  
Leave parking lot, heading south, turn around at 11 Mile Rd.  
Head North on Woodward, to 16 Mile Rd. turn around  
Head South on Woodward to 12 Mile Rd  
Turn on to 12 Mile Rd to head back to Hotel
- 5:00 pm to ? On your Own for the Evening  
Dinner on your own

### Sunday

- 9:00 am to 10:30 am – Rallye Part 2 To Greenfield Village, Dearborn MI  
20900 Oakwood Blvd. Dearborn, MI 48124
- 10:30 am – 4:00 pm – Visit Greenfield Village
- 4:00 pm to 5:00 pm back to Roundup Hotle
- 6:00 pm – 9:00 pm – CVOA Awards Banquet  
Location TBD
- 9:30 pm - Roundup 2025 Is Over!

# 2025 CVOA National Roundup Detroit, MI

## Woodward Dream Cruise Weekend Aug 15-17

### Hotel Information

## Holiday Inn Express & Suites Detroit North - Troy, an IHG Hotel

400 Stephenson Hwy  
Troy, Michigan 48083

Reservation Desk [833-304-1360](tel:833-304-1360)










CVOA Code – CVOA50 (or just Say  
Cosworth Vega Owners Association)

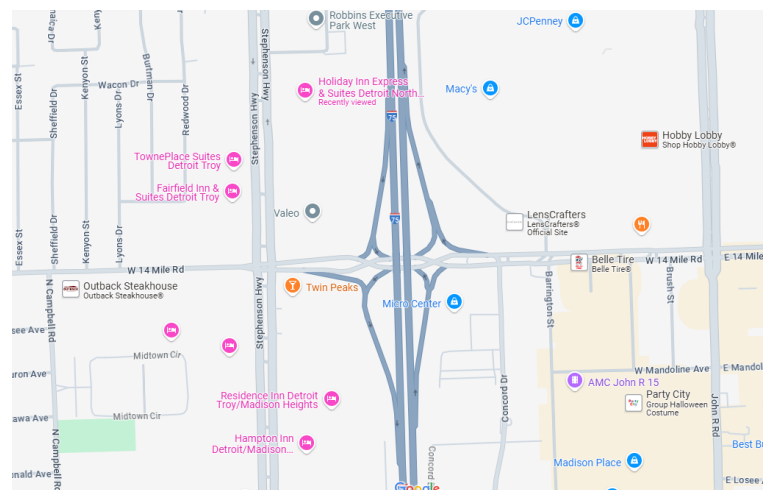

Room Rates under our Code

1 King Bed Standard Room—\$139.00/ Night

2 Queen Bed Standard Room- \$149.00/ Night

#### Amenities

-  Free Breakfast
-  Parking Included
-  Business Center
-  Children activities
-  1 Pool(s)
-  Indoor Pool
-  Health/Fitness Center
-  Wireless Internet
-  No Pets Allowed



# 2025 CVOA National Roundup Detroit, MI

## Registration Form

CVOA National Roundup 46

Woodward Dream Cruise, Detroit MI

50<sup>th</sup> Anniversary of the Cosworth Vega

August 15-17 2025

Name \_\_\_\_\_

Address \_\_\_\_\_

City \_\_\_\_\_ State \_\_\_\_\_ Zip \_\_\_\_\_

Email \_\_\_\_\_ Phone \_\_\_\_\_

Adults 16-up - \$150 per person (how Many Adults?) \_\_\_\_\_ Total \$ \_\_\_\_\_

Youths 6-16 - \$80 per person (how Many Youths?) \_\_\_\_\_ Total \$ \_\_\_\_\_

Youths 0-5 - Free (How Many?) \_\_\_\_\_

I will/ will not be bringing a CV (or H-Body) Yes/ No

Dash Number (or H-Body Style) \_\_\_\_\_ Concours Class \_\_\_\_\_

Concours Classes

CV Stock      CV Modified      CV Custom      H-Body Stock      H-Body Modified

Shirt (Adult) Sizes    S \_\_\_ M \_\_\_ L \_\_\_ XL \_\_\_ XXL \_\_\_ 3XL \_\_\_    List Quantity requested

No Added Charge On Shirts. One Shirt per Attendee per paid Registration.

Grand Total \$ \_\_\_\_\_

Registration Deadline June 15, 2025

Paypal to [buddyleejc2@hotmail.com](mailto:buddyleejc2@hotmail.com)

Venmo to @John-Cowall

Checks Payable to

John J. Cowall

12372 Devoe St

Southgate MI 48194

313-618-1821

[Buddyleejc2@hotmail.com](mailto:Buddyleejc2@hotmail.com)

Hotel Information

Holiday Inn Express Detroit North-Troy

CVOA50 Code (or CVO)

400 Stephenson HWY

Troy MI 48083

248-583-1900

877-666-3243

[www.ihg.com](http://www.ihg.com)

## CVOA Official Merchandise

(Price subject to change without notice, see CVOA Website for real time pricing)

CVOA-PT-19		CVOA-PT-05	\$28.00
Neoprene Rear Main Seal	\$30.00	Camshaft/Distributor drive seals. Set of three.	
CVOA-PT-20	\$45.00	CVOA-PT-06	\$5.00
Gates reproduction lower radiator hose		Distributor O-Ring Set - 3 Rings	
CVOA-PT-21	\$8.00	CVOA-PT-07	\$25.00
Front brake hardware set. One set required per front caliper.		Distributor drive belt.	
CVOA-ACC-2	\$ 4.00	CVOA-PT-08	\$135.00
Kan Coolers - Foam sleeve to keep a can cool. Yellow with 20th anniversary logo.		Cam drive belt	
CVOA-ACC-3	\$ 3.00	Fel-Pro Water Pump Gasket - No Charge with Belt Set Only	
Window decal - New design, static cling type. Affixes to inside of window. White background.		CVOA-PT-09	\$225.00
CVOA-ACC-4	\$ 4.00	Water Pump with updated bearing set. Water pump purchase requires core to be returned. Gasket included.	
CVOA Jacket Patch . Older design 3" round, WHITE background.		CORE CHARGE is \$100.00	
CVOA-PT-01	\$50.00	*will be refunded when core is received	
Upper End gasket set. Includes cam cover, cam carrier, intake and exhaust.		CVOA-PT-10	\$22.00
CVOA-PT-02M		Heater box rebuild kit. Reproduction kit with seals. You will also need to get a small tube of 3M Super Weatherstrip Adhesive and some 3M Strip Caulk from your local parts store.	
Molina Cosworth Vega Head Gasket	\$235.00	CVOA-PT-12	\$ 11.00
CVOA-PT-02C	\$75.00	3M "27" Tape - The special white insulating tape used on the left engine wiring harness. 7ft. roll (enough to do one car) '75 or '76. LIMITED SUPPLY.	
Head Gasket Core-Tec with instructions for making the oil restrictor.		CVOA-PT-13	\$ 11.00
CVOA-PT-03	\$75.00	Fuel Injector "O" Ring Kit - Includes (4) fuel rail grommets, (4) injector manifold seals, (8) injector to rail seals, and instructions.	
Lower end gasket set. Includes oil pan set, oil pump set, rear main set (rope seal), and water pump gasket.		HME-1-2 2 Piece Dash Bezel	\$125.00
		(Machined Turned, Gold Tinted)	

# CVOA REGIONAL DIRECTORS

## WESTERN REGION

**Bryan Pridmore– West Region Director**  
925-642-0368  
cos5speed@gmail.com



## MIDWEST REGION

**Dave Bloch– Midwest Region Director**  
515-707-6032  
daveb@electricpump.com



## NORTHEAST REGION

**Mark Nizer**  
Northeast Region  
Director  
518-269-9084  
nizerm@yahoo.com



## SOUTHERN REGION

**Tim Coughlin**  
Southern Region  
Director  
225-278-7128  
Coughlin94@gmail.com



## H-BODY REGION

VACANT

## CVOA VENDORS

### **Carpets - Molded Floor, Rear Cargo and Material**

Auto Custom Carpets Inc. (<http://www.accmats.com>)  
1429 Noble Street, Anniston, AL 36202  
(800) 352-8216

\***Note:** 1976 carpet is longer than the 1975. CVOA discount.

### **Reproduction Labels**

Jim Osborne Reproductions (<http://www.osborn-reproduction.com>)  
101 Ridgecrest Drive, Lawrenceville, GA 30046  
(770) 962-7556

### **Computer Repair**

Bob Stallwitz, Pekin, IL  
(309) 824-5940 Email: [rstallwitz22@gmail.com](mailto:rstallwitz22@gmail.com)

### **SMS Auto Fabrics**

(<http://www.smsautofabrics.com>)  
350 South Redwood Street, Canby, OR 97013  
(503) 263-3535

### **Seat Belts- Repair and Restoration**

Ssnake-Oyl Products (<http://www.ssnake-oyl.com>)  
114 N Glenwood Blvd., Tyler, TX 75702  
(800) 284-7777

### **Remanufactured Vega Steering Boxes**

Lares Corp. (<http://www.larescorp.com>)  
855 South Cleveland, Cambridge, MN 55008  
(800) 555-0767

### **Weatherstrip for your Cosworth**

Metro Molded Parts (<http://www.metrommp.com>)  
11610 Jay Street NW, Minneapolis, MN 55448  
(800) 878-2237

### **Cosworth Vega Professional Wheel Refinishing**

Wheel Medic  
2971 Silver Drive  
Columbus, OH 43224  
(614) 299-9866

## CVOA TECH ADVISORS

### **\*Restoration and Mechanical**

Bob Chin, Bloomington, IN

812- 318-4604

4pm-9pm EST

[BobC997615@yahoo.com](mailto:BobC997615@yahoo.com)

### **\*Editor, Cosworth Vega Tips and Tricks**

### **Knowledge Base Volumes I, II, III**

Mark A. Rock, Columbia Station, OH

(216) 789-3480

After 7 PM

[markarock@gmail.com](mailto:markarock@gmail.com)

### **\*Troubleshooting Fuel, Electrical and Drivetrains**

### **Specialty. Working on Cosworths since 1979**

Maurice Schecter, Williston Park, NY

(516) 294-4416

9-11pm EST M-F

[Mauricsch@cs.com](mailto:Mauricsch@cs.com)

### **\*Maintenance, Engine, 5 Speed Trans, Brakes, Fuel, Electrical System, General Technology and History**

Duke Williams, Redondo Beach, CA

(310) 372-5527

6pm-10pm PST & weekends

[Dukewilliams@netzero.net](mailto:Dukewilliams@netzero.net)

### **\*EFI, Webers, Engine Assy, Electronic analysis, Mechanical, Electrical, Suspension**

Michael Young

831-917-1070

[youngsspeed@hotmail.com](mailto:youngsspeed@hotmail.com)

## CV Exhaust Header French Locks Repops For Sale

### Cosworth Vega Exhaust Header French Locks


Exact reproduction; Laser cut from 304 stainless. Matched up to NOS Material, exact Replacement.

\$40/set of 6 plus \$5 S&H.

Quantity discounts available.—Inquire for specifics.

Contact Mark Rock @ 216-789-3480

or Email [markarock@gmail.com](mailto:markarock@gmail.com)



## For Sale CV Heads Professionally Built By Kyle Pezold

### Cosworth Vega heads cnc valve jobbed to today's standards For Sale


Cylinder heads will come with new stainless valves, guides, and new oil seals.

These heads will also be surfaced and ready install.

At this time reusing locks, retainers, and springs. Future heads will have new hardware.

\$1500 plus shipping. Built to order.

Contact Kyle Pezold at 217-622-1260 or [kjpezold@gmail.com](mailto:kjpezold@gmail.com). Located in Illinois



# UPDATE! Jay Hovick Remanufactured Parts Services



*Check us out on Facebook: Jay's H-Shack LLC*

## **Products that are currently available**

Reproduction Sill plates 71-73 OR 74-80	\$135* for a set
Reproduction Sill plates 71-73 OR 74-80	\$255* for two sets
Reproduction Sill plates 71-73 OR 74-80	\$370* for three sets



3D printed Vega visor mounts (pair)	\$45*
3D printed Vega visor mount (single)	\$27*
3D printed Vega Door Pulls all black (pair)	\$82*
3D printed Vega Door Pull all black (single)	\$44*
3D printed Vega Door Pulls chrome bezel (pair)	\$88*
3D printed Vega Door Pull chrome bezel (single)	\$48*
3D printed clutch cable bushing	\$25*
Weber throttle cable bracket (Cosworth)**	\$80
Weber throttle cable bracket polished (Cosworth)**	\$90



\*Includes shipping to the lower 48 States, surcharges do apply for other. Prices and availability are subject to change.

\*\*Weber Brackets are made out of stainless steel. Offered in raw OR polished, priced accordingly.

**Sending Unit Rebuild Service (please see my other Ad)**



# Jay Hovick Fuel Sending Unit Rebuild Services

## Sending Unit Rebuilds

### **Option #1: Complete Rebuild**

\$165 flat rate, plus actual parts cost (see parts costs below) and return shipping.

I will de-rust your sender, coat all the internal pieces with POR 15 tank sealer, install LP or HP Fiero pump, recondition electrical pins and replace resistor can if needed.

### Current prices on parts (11-10-2024)

- Fiero HP fuel pump: \$60
- LP fuel pump: \$27
- Resistor can: \$55
- New shrink tubing: \$5 each
- New electrical strap: \$5 each
- Filter sock: \$10
- New O-ring: \$10

### **Option #2: Repair Level Sensor Only**

\$190 flat rate, plus return shipping.

If you are satisfied with the overall condition of your sender and just want the level sensor repaired. This repair includes a new resistor can, recondition of connection pins and electrical straps/wires.

**JAY'S H-SHACK, LLC**



Jay Hovick: 515-203-6283  
jays.hshackllc@gmail.com

jayshshackllc.com  
f Jay's H-Shack LLC

Your source for gas tank sending unit rebuilds, some remanufactured parts (sill plates, valances and a selection of 3D printed parts), misc. used H-Body parts, novelty items and general technical support.



**Cosworth Vega: Sun-Visor Replacement Brackets**

Replaces Molded Visor Retainer



Finished Side Contour



Back Side Contour

Contact Email: [leapertech@gmail.com](mailto:leapertech@gmail.com)

Attn. Jim McIntosh

Order: \$37.50 per Pair or quantity of 2 (less shipping); Personal or Bank Check to Jim McIntosh

Part Specification: 3D Printed with Nylon (Black) infused Carbon Fiber Material ([Markforged Pro](#))

[WWW.FUELINJECTIONCORP.COM](http://WWW.FUELINJECTIONCORP.COM)

## About FIC...

Fuel Injection Corporation began as a one-man business that started in Bob White's home in 1987. FIC is still family ran and is located in Tracy California. For more than 30 years FIC has offered access to the finest rebuilt fuel injection components in the industry. FIC offers several product lines that are exclusive to Fuel Injection Corporation.

Always striving to improve, FIC is dedicated to providing customers with quality workmanship, and superior Customer Service. We continually strive to increase our quality with a heavy focus on warranty rate reduction. FIC enjoys a 97%+ success rate on every part sold.

209-830-6551

**FUEL INJECTION CORPORATION**

2246 N. MacArthur Dr.

Tracy, CA 95376

## COSWORTH VEGA



**Front Lower Control Arm Bushing End Caps -  
Ferrules**



- Fits 1971 to 1977 Chevrolet Vega
- Fits 1975 to 1980 Chevrolet Monza
- Direct Replacement
- Dave's Vega Village Tooling
- \$90 USD for 1 complete set of 8 ferrules
- Free Shipping from Canada to USA
- Contact Trevor Mueckel - email: [vega\\_club@yahoo.com](mailto:vega_club@yahoo.com)
- Payment by PayPal

# Mark Rock's FIV Parts

## Repair Service

### FIV REPAIR

Does your CV race to 3000 or 3500 rpm on cold starts? Your Fast Idle Valve O-rings, brittle from heat and age, have undoubtedly broken.


Restore your FIV to like-new performance with premium Viton oil and grease resistant parts. DIY Rebuild Kit \$24 (incl. S&H)

Rebuilt FIV \$75 exchange\* (plus \$6 S&H)

Rebuilt FIV \$175 outright (plus \$6 S&H)

[markarock@gmail.com](mailto:markarock@gmail.com) 216-789-3480 cell

\*Refundable \$100 core charge



# Mark Rock's Re-indexed Cam

## Sprocket Program

### Re-Indexed Cosworth Vega Camshaft Sprockets

Want more torque, more horsepower, lower and smoother idle, higher vacuum, lower under hood temperatures, better throttle response and greater fuel economy while remaining emissions legal? Get a set of re-indexed camshaft sprockets precision machined by Roy Linenberger.

**Only \$200 + \$15 shipping and handling.**

**Requires the exchange of your  
old camshaft sprockets.**

Contact: Mark Rock

[markarock@gmail.com](mailto:markarock@gmail.com)

(216)789-3480



**Steele RUBBER PRODUCTS**

**Chevrolet Vega Rubber!**  
1971-1977  
DOOR & HATCHBACK SEALS  
BUMPER, PLUGS & MORE!

800-352-0068

[www.steelerubber.com](http://www.steelerubber.com)

Over 25,000 parts available for most American vehicles

**PHOENIX GRAPHIX** BEST PRICE Guarantee  
"Any Decal, Any Car, Any Year!"

800.941.4550

1975-76 COSWORTH VEGA

Kit Contents:  
• 2 "Cosworth Vega" fender emblems

Part #7576CV (plus color code)



CV #0001 Engine Bay under custom plexi-glass hood. Owned by GM in their Heritage Collection. CV #0001 turns 50 years old this year!